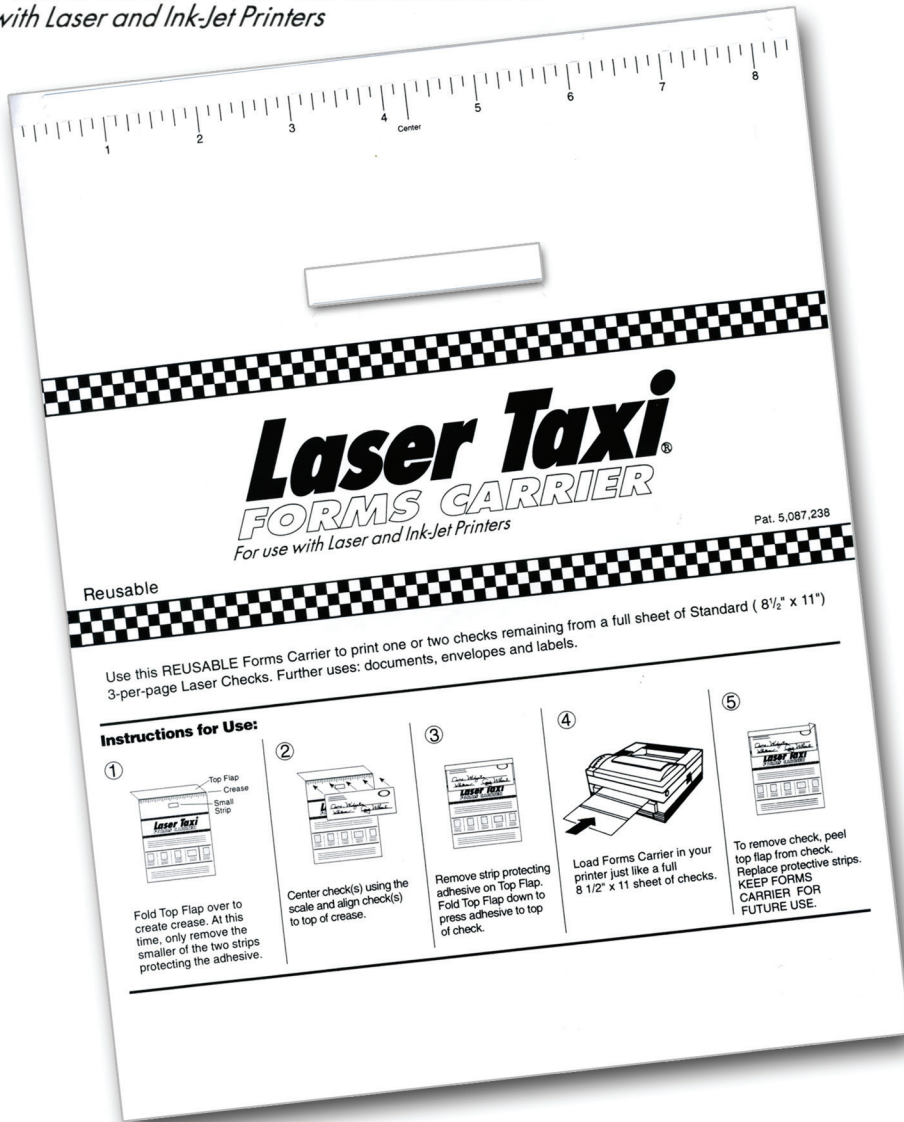


Laser Taxi[®]

FORMS CARRIER

For use with Laser and Ink-Jet Printers



**Don't waste
a single
laser/inkjet check!
Use Laser Taxi[®]**

Designed to prevent
slippage of
your checks when
coming to the end
of a run and reusable.

- Ideal for 3 on a page laser check printing, and can be used on non-standard sized papers.

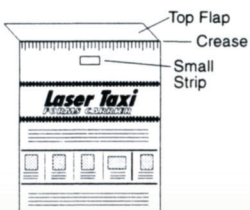
- Reuse up to 25 times

- 5 individual laser taxi sheets per package.

Size: 8 1/2" X 11"

Instructions for Use:

①



Fold Top Flap over to create crease. At this time, only remove the smaller of the two strips protecting the adhesive.

②




Center check(s) using the scale and align check(s) to top of crease.

③



Remove strip protecting adhesive on Top Flap. Fold Top Flap down to press adhesive to top of check.

④



Load Forms Carrier in your printer just like a full 8 1/2" x 11 sheet of checks.

⑤



To remove check, peel top flap from check. Replace protective strips. KEEP FORMS CARRIER FOR FUTURE USE.